

30KP Series TVS

30KP33 thru 30KP220A

DESCRIPTION

This data sheet defines a series of 30 kW Transient Voltage Suppressor (TVS) series designed for use in applications where large voltage transients can damage sensitive components. This series is available from 33 to 220 volts with a selection of either 5% or 10% tolerance of the Breakdown Voltage (V_{BR}).

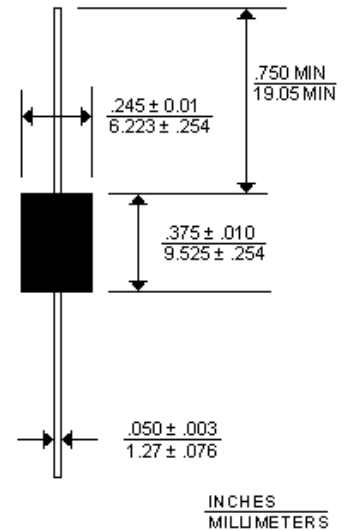
The 30 kW TVS series provides a peak pulse rating of 30,000 watts for one millisecond and is designed for use in applications where induced lighting presents a hazard to electronic circuitry.

FEATURES

- 30,000 Watts Peak Power dissipation at 25° C for 10/1000 micro second pulse
- Available in voltage range from 33 to 220 Volts
- UL 94V-0 Flammability classification

MAXIMUM RATINGS

- 30,000 W @10/1000 μ s of peak power dissipation at 25° C
- Operating Temperatures: -55° C to +150° C
- Storage Temperature: -55° C to +150° C
- Forward surge rating: 250 Amps, 1/120 second (one half sine wave) at 25° C
- Steady state power dissipation: 7.0 watts @ $T_A = 25^\circ\text{C}$
- Pulse Repetition Rate: <.05%



MECHANICAL

- Void free molded case
- Weight 1.5 grams (approximate)
- Body Marked with logo, device marking code
- Positive terminal cathode marked with band or dot. Bidirectional not marked for polarity

FIGURE 1
PEAK PULSE POWER vs PULSE TIME

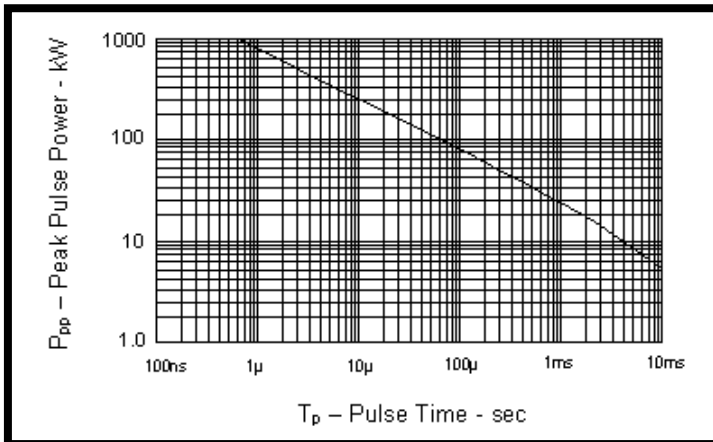
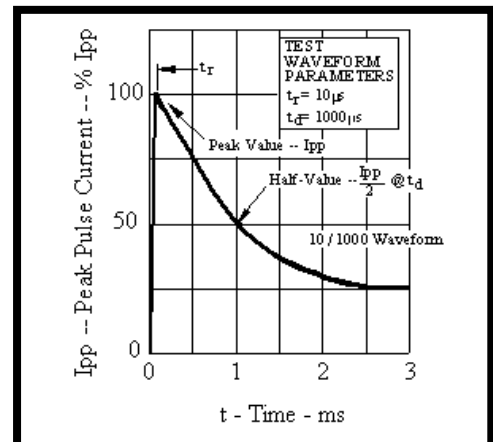


FIGURE 2
PULSE WAVE FORM



ISO 9001 CERTIFIED

30KP33 thru 30KP220A

ELECTRICAL Characteristics @ 25⁰C Unless otherwise specified

Part Number	Rated Stand-off Voltage	Breakdown Voltage V _(BR) Volts @		Maximum Clamping @ I _{PP} 10/1000 μs V _C	Maximum Reverse Leakage @ V _{WM}	Maximum Peak Pulse Current I _{PP}	Maximum V _(BR) Temperature Coefficient α _{vz}
	V _{WM}	V _(BR)	I _T				
	VOLTS	VOLTS	mA	VOLTS			
30KP33	33	36.7-44.9	50	64.6	5000	496	42
30KP33A	33	36.7-40.6	50	58.6	5000	548	38
30KP36	36	40.0-48.9	50	68.2	5000	454	46
30KP36A	36	40.0-44.2	50	61.8	5000	502	41
30KP40	40	44.4-54.3	20	75.8	1500	412	51
30KP40A	40	44.4-49.1	20	68.6	1500	456	46
30KP43	43	47.8-58.4	10	79.0	500	380	55
30KP43A	43	47.8-52.8	10	71.0	500	430	50
30KP45	45	50.0-61.1	5	80.7	150	372	57
30KP45A	45	50.0-55.3	5	73.0	150	410	52
30KP48	48	53.3-65.1	5	85.9	150	350	62
30KP48A	48	53.3-58.9	5	77.7	150	386	56
30KP51	51	56.7-69.3	5	91.5	50	328	66
30KP51A	51	56.7-62.7	5	82.8	50	362	60
30KP54	54	60.0-73.3	5	96.8	25	310	70
30KP54A	54	60.0-66.3	5	87.5	25	342	63
30KP58	58	64.4-78.7	5	104	15	288	76
30KP58A	58	64.4-71.2	5	94.0	15	320	68
30KP60	60	66.7-81.5	5	107	15	280	78
30KP60A	60	66.7-73.7	5	97.3	15	304	71
30KP64	64	71.1-86.9	5	115	10	260	84
30KP64A	64	71.1-78.6	5	104	10	288	76
30KP70	70	77.8-95.1	5	126	10	238	92
30KP70A	70	77.8-86.0	5	114	10	264	83
30KP75	75	83.3-102.0	5	135	10	222	100
30KP75A	75	83.3-92.1	5	122	10	246	89
30KP78	78	86.7-106.0	5	140	10	214	104
30KP78A	78	86.7-95.8	5	126	10	238	93
30KP85	85	94.4-115	5	152	10	198	113
30KP85A	85	94.4-104	5	137	10	218	102
30KP90	90	100-122	5	160	10	188	120
30KP90A	90	100-111	5	146	10	206	109
30KP100	100	111-136	5	179	10	168	134
30KP100A	100	111-123	5	162	10	186	121
30KP110	110	122-149	5	196	10	154	147
30KP110A	110	122-135	5	178	10	168	133
30KP120	120	133-163	5	214	10	140	161
30KP120A	120	133-147	5	193	10	156	145
30KP130	130	144-176	5	231	10	130	174
30KP130A	130	144-159	5	209	10	142	157
30KP150	150	167-204	5	268	10	112	202
30KP150A	150	167-185	5	243	10	124	183
30KP160	160	178-218	5	287	10	104	216
30KP160A	160	178-197	5	259	10	116	195
30KP170	170	189-231	5	304	10	98	229
30KP170A	170	189-209	5	275	10	110	207
30KP180	180	200-244	5	321	10	94	242
30KP180A	180	200-221	5	291	10	104	219
30KP200	200	222-271	5	356	10	84	269
30KP200A	200	222-245	5	322	10	94	243
30KP220	220	245-299	5	393	10	76	297
30KP220A	220	245-271	5	356	10	84	269

N

“Stand Off Voltage” V_{WM} which should be equal to or greater than the dc continuous peak operating voltage level.

Note 2: For bidirectional construction, indicate a C or CA suffix after the part number.